

# ***Action Plan 2014-15***



***KRISHI VIGYAN KENDRA, DINDORI (M.P.)***  
***(Jawaharlal Nehru Krish Vishwavidyalaya)***



## District Profile

### General :-

- 1 Agro climatic zone : Northern hills zones of Chhatisgarh
- 2 Forest land : 1,28,340 ha
- 3 Total geographical area : 3,74,879 ha
- 4 Total Cultivable land : 2,22,120 ha
- 5 Crop intensity : 140%
- 6 Major Crops : Kharif - Paddy, Kodo-Kutki-Ragi, Niger, Maize, Pigeon Pea  
Rabi - Wheat, Mustard, Lentil, Linseed, Chickpea
- 7 No. of Tehsil : 2 (Dindori & Shahpura)
- 8 No. of Blocks : 7 (Dindori, Karanjiya, Samnapur, Bajag,  
Amarpur, Shahpura & Mehandwani )
- 9 No. of Villages : 932
- 10 Total populations : 7.042 lakh (Male 3.51 + Female 3.52) 67.9% Tribal population Census 2011
- 11 Av. Rainfall : 1350 mm
- 12 Temperature : Max. 42 °C Min. 1 °C

## Population 2011 census

Total - 704218 (2011 census)

Male – 351406

Female -352812

**Population density = 94 / sq. km**

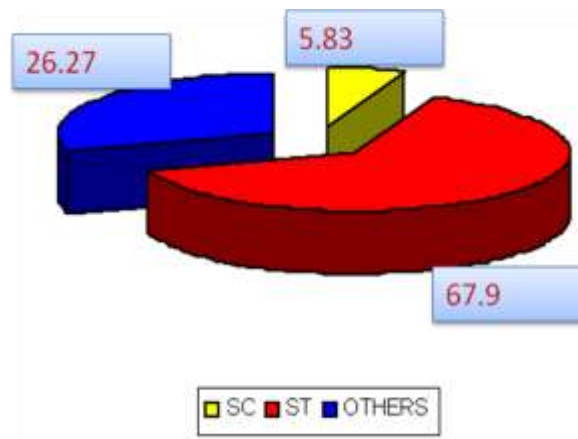
**Sex ratio = 1004 (F:M)**

### CATEGORYWISE POPULATION OF THE DISTRICT

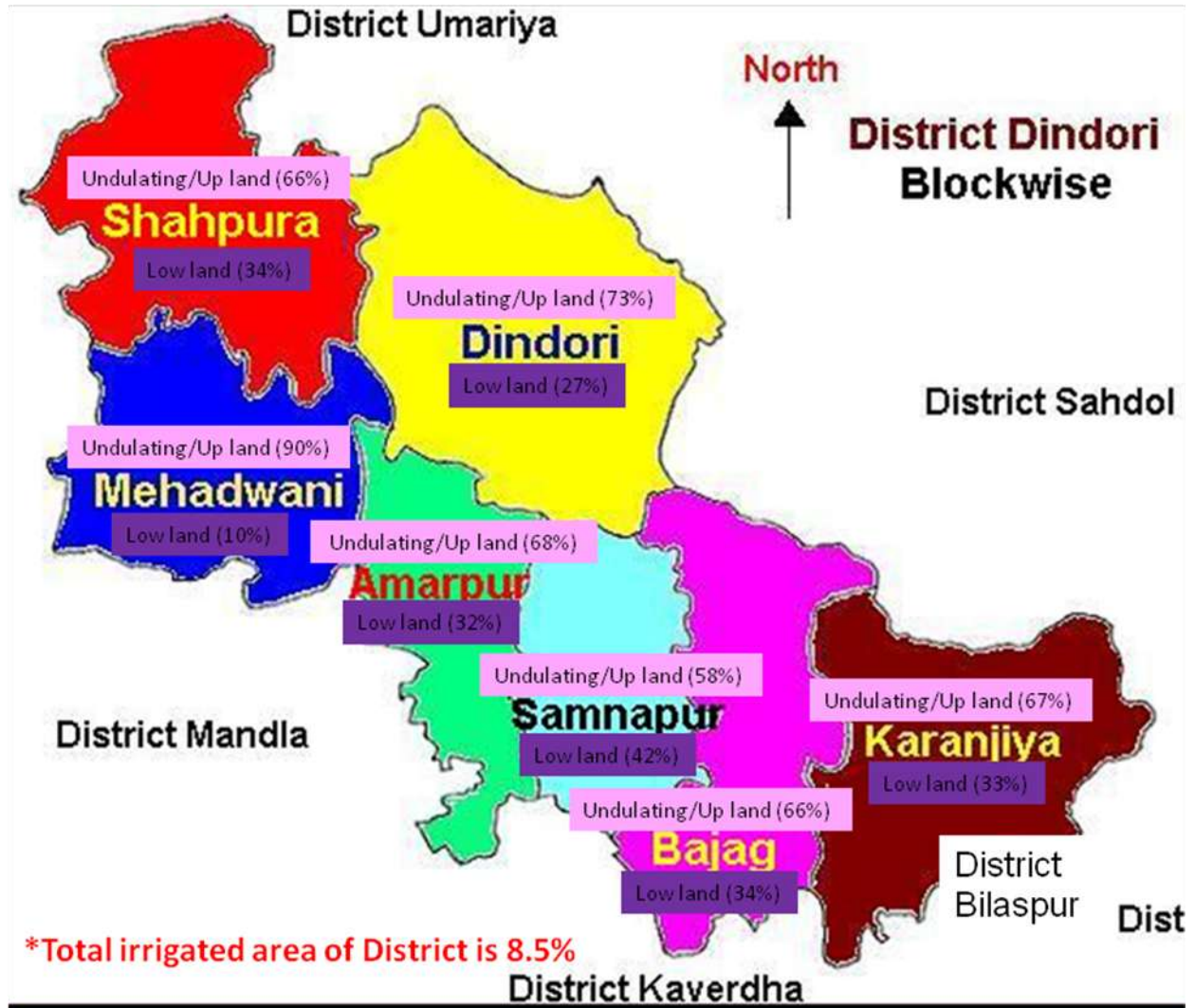
(AS PER 2011 CENSUS)

#### Major tribes of the district

*Baigas, Koal, Pradhan, Dhulia, Bhoomia and Agaria.* The Baigas are known as the "National Human".



Map of the District with Land & farming situation



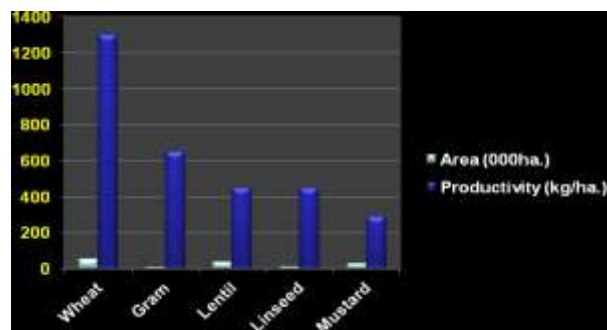
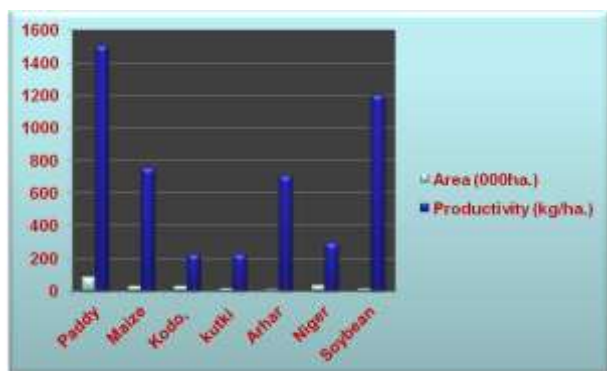
## Block Wise cropped Area

<b>Block</b>	<b>Total Cropped area (ha)</b>
Dindori	57972
Amarpur	28913
Samnapur	31080
Bajag	31744
Karanjiya	39510
Shahpura	30673
Mehadwani	59791

<b>Season</b>	<b>Total Cropped area (ha)</b>
<b>Kharif</b>	<b>205000</b>
<b>Rabi</b>	<b>125400</b>
<b>Total</b>	<b>330400</b>

**Crop, Area & Productivity of the District :-**

Crop	Area (,000 ha)	Productivity (kg/ha)
Kharif -		
1. Paddy	83.00	1500
2. Maize	27.50	750
3. Kodo	27.91	220
4. Kutki	14.18	220
4. Arhar	7.85	700
5. Niger	34.00	288
6. Soybean	10.89	1200
Rabi -		
1. Wheat	52.40	1300
2. Chickpea	8.50	650
3. Lentil	26.00	450
4. Linseed	10.00	450
6. Mustard	28.5	288



\*Source: Department of Agriculture, Dindori (M.P.) 2013

### Horticultural crops

Total area of Fruit crops	= 1321 ha
Total area of Vegetable crops	= 4327 ha
Total area of Spices crops	= 711 ha

Source: Deptt. of Horticulture Dindori 2013

### Soil Types

S. No.	Soil type	Characteristics	Area in %
1	Light soil	Skeletal, degraded with low water holding capacity	58%
2	Medium soil	Low water holding capacity and soil compactness on moisture loss	27%
3	Heavy soil	At foot hills	15%

### Production and productivity of livestock, Poultry, Fisheries etc. in the district

Category	Population (No.)		Production (000 tones)	Productivity (L/day/animal)
	Total	Breedable		
Cattle	373447	34822	16849.86	1.32
Buffalo	50187	9648	6399.18	1.8
Goat	70256	14947	2972.56	0.54
Poultry	97743	2893	9.88 lakh	34 nos /year/ bird

\*Source: Department of Veterinary, Dindori (M.P.) 2013

Particulars	No. of ponds	Area (ha.)	Prod. (000 t.)	Productivity (kg/ha)
Village	478	584.10	5.191	888.71
Irrigation	44	507.27	0.74	145.87

**Fertilizers Consumption in the District(Kg / ha)**

Nutrients	Kharif	Rabi	Total
N	8.43	5.62	14.05
P	7.08	0.59	7.67
K	0.47	0.46	0.93
Total	15.98	6.67	22.65

Source:DMO, Dindori (M.P.) 2013

Pesticide	kg/ha
Fungicide	0.03
Insecticide	0.192 lit/ha.
Herbicide	0.19

**LAND HOLDING PATTERN -**

CATEGORY	NUMBERS (In Lakh)	AREA (In Lakh Ha)
Marginal	0.39	0.18
Small	0.21	0.25
Others	0.42	2.34



### Contribution of different commodities (Major Kharif Crop)

Crop	Area (,000 ha)	% area	Production (000t.)	Productivity (kg/ha)	MSP (Rs./qt)	Gross value (Rs. In crore)	%contribution
<b>Paddy</b>	<b>83.00</b>	<b>40.48</b>	<b>1245</b>	<b>1500</b>	<b>1410</b>	<b>175.545</b>	<b>57.77</b>
<b>Maize</b>	<b>27.50</b>	<b>13.41</b>	<b>206.25</b>	<b>750</b>	<b>1200</b>	<b>24.75</b>	<b>8.14</b>
<b>Kodo</b>	<b>27.91</b>	<b>13.61</b>	<b>61.40</b>	<b>220</b>	<b>1310</b>	<b>8.043662</b>	<b>2.65</b>
<b>Kutki</b>	<b>14.18</b>	<b>6.91</b>	<b>31.2</b>	<b>220</b>	<b>1310</b>	<b>4.0866</b>	<b>1.34</b>
<b>Pigeon Pea</b>	<b>7.85</b>	<b>3.82</b>	<b>54.95</b>	<b>700</b>	<b>4000</b>	<b>21.98</b>	<b>7.23</b>
<b>Niger</b>	<b>34.00</b>	<b>16.58</b>	<b>97.92</b>	<b>288</b>	<b>4000</b>	<b>39.168</b>	<b>12.89</b>
<b>Soybean</b>	<b>10.89</b>	<b>5.31</b>	<b>94.74</b>	<b>8.7</b>	<b>3200</b>	<b>30.3177</b>	<b>9.98</b>

### Contribution of different commodities (Major Rabi Crop)

Crop	Area (,000 ha)	% area	Production (000t.)	Productivity (kg/ha)	MSP (Rs./qt)	Gross value (Rs.in crore)	%contribution
<b>1. Wheat</b>	<b>52.40</b>	<b>38.70</b>	<b>68120</b>	<b>1300</b>	<b>1600</b>	<b>108.992</b>	<b>51.66</b>
<b>2.Chickpea</b>	<b>8.50</b>	<b>6.28</b>	<b>5525</b>	<b>650</b>	<b>3000</b>	<b>16.575</b>	<b>7.86</b>
<b>3. Lentil</b>	<b>36.00</b>	<b>26.59</b>	<b>11700</b>	<b>450</b>	<b>3500</b>	<b>40.95</b>	<b>19.41</b>
<b>4. Linseed</b>	<b>10.00</b>	<b>7.39</b>	<b>4500</b>	<b>450</b>	<b>3500</b>	<b>15.75</b>	<b>7.46</b>
<b>6. Mustard</b>	<b>28.5</b>	<b>21.05</b>	<b>8208</b>	<b>288</b>	<b>3500</b>	<b>28.728</b>	<b>13.62</b>

### THRUST AREAS identified by KVK

Heavy Losses due to Infestation of Cuscuta in Niger
Varietal Replacement
Integrated Pest and Disease Management
Drudgery Reduction
Integrated Crop Management
Improvement in production.... and productivity of major crops
Empowerment of women and generation of self-employment for rural youths
soil and water conservation.
Enhancement of profit with focus on value addition
Women in Agriculture
Care and Management of Household
Improvement in production and productivity through introduction of improved Agriculture Implements
Information Communication Technology
Soil Fertility Management
Weed management

### Problems identified by KVK

Crop	Problem Identified	Methods of Problems Identified
Niger	Heavy Infestation of Cuscuta , Use of Local seed Materials	PRA, Farmers and farm Women Training, Farmers Meeting , Field Visit, Inservice Training
Pigeon Pea	Use of Local seed Materials, Limited Use of Plant protection Measures, Infestation of Pod Borer	
Paddy	Use of local varieties, Infestation of Stem Borer in Paddy	
Okra	Infestation of YVM in Okra	
Tomato	Infestation of Fruit Borer in tomato	
Kodo	More loss , time consuming and less recovery during milling	
-	Drudgery Reduction	
-	Information Communication Technology	
Linseed	Use of Local seed Materials, Limited use of Fertilizers, , Limited Use of Plant protection	PRA, Farmers and farm Women Training, Farmers Meeting , Field Visit, Inservice Training
Lentil	Use of Local seed Materials, Infestation of wilt, Limited use of Fertilizers, , Limited Use of Plant protection	
Soybean	Infestation of girdle beetle	
Paddy	Infestation of Brown Plant Hopper	
Cauliflower	Infestation of DBM	
Lentil	Infestation of Aphid	
SHGs	Low household income due to Unorganized Agricultural based Entrepreneurship	

## Action Plan (2014-15)

### Proposed ON FARM TESTING

Season	Thematic Area	No. of OFT
Kharif 2014	Integrated Weed Management	01
Kharif 2014	Varietal Evaluation	01
Kharif,2014	SRI	01
Kharif 2014	Integrated Pest Management	02
Kharif 2014	Farm Implement	01
Rabi 2014-15	Integrated Pest Management	01
Rabi 2014-15	Integrated Disease Management	01
2014-15	Drudgery Reduction	01
2014-15	Information Communication Technology	01

### PERIOD – April 2014 to March 2015

#### Summary of the activities

Activity	Target	
	Number of activity	No. of farmers/ beneficiaries
OFTs	10	120
FLDs – Oilseeds (activity in ha)	10.0	26
FLDs – Pulses (activity in ha)	10.0	26
FLDs – Other than Oilseed and pulse crops(activity in ha)	14.4	141
FLDs – Other than Crops (activity in no. of Unit/Enterprise)	03	90
Training-Farmers and farm women	44	1100
Training-Rural youths	07	140
Training- Extension functionaries	07	210

Activity	Target	
	Number of activity	No. of farmers/ beneficiaries
Extension Activities	60	-
Seed Production (Number of activity as seeds in quintal)	200.00	-
Seedling Production (Number of activity as number of seedlings in numbers)	10000	100
Sapling Production (Number of activity as number of sapling in numbers)	1000	-
Other Bio- products (No. of quantity)	100 0qt	
Activities of Soil and Water Testing Laboratory	300	300
Rainwater Harvesting System	02	50
Kisan Mobile Advisory (KVK-KMA)	94	5000
SAC Meeting (Date & no. of core/ official members)	02	-
Literature to be Developed/Published	24	Mass
Convergence programmes / Sponsored programmes	02	275
Utilization of Farmers Hostel	05	125
Utilization of Staff Quarters	06	06
Details of KVK Agro-technological Park	06	Mass
Crop Cafeteria	02	Mass
Status of Revolving Funds	No Separate A/c	-
Awards and Recognitions	Applied for	-
Case study / Success Story to be developed	02	-
KVK Progressive Farmers interaction	02	50
Outreach of KVK in the District (No. of blocks, no. of villages)	870/932	-
Technology Demonstration under Tribal Sub Plan	07	375

# **Proposed Activities of KVK 2014-15**

**This will include following seasons:**

**Kharif 2014**

**Rabi 2014-15**

## OFT 1

Title of on-farm trials	Assessment of SRI in Different Spacing
Season & Year	Kharif 2014
Number of trials	12
Farmers Practices	Low Yield due to Use of Broadcast Method of Sowing
Problem diagnose	Low Yield due to Use of Broadcast Method of Sowing in Paddy (affected area 50950 ha.)
Thematic area	SRI
Name of Technology	SRI in different Spacing
Details of technology selected for assessment	T1: Broadcast Method of Sowing (farmers Practice ) T2: Sowing in 20 cm. spacing (Row to row and plant to Plant) T3: Sowing in 30 cm. spacing (Row to row and plant to Plant)
Source of technology (Year)	JNKVV,2005
Characteristic of technology/ variety/ product	Use of transplanting in Different Spacing of sowing
Farming situation	Limited Irrigation
Performance indicator/parameter	No. of effective tillers/ meter <sup>2</sup> and Grain yield q/ ha, Yield q/ha., B:C ratio

## OFT2

Title of on-farm trials	Assessment of IWM for the Management of Cuscuta in Niger
Season & Year	Kharif 2014
Number of trials	102
Farmers Practices	Limited use of Plant Protection measures
Problem diagnose	Low yield due to Heavy infestation of Cuscuta in Niger (affected area 25500 ha.)
Thematic area	Integrated Weed Management
Name of Technology	Management of Cuscuta in Niger
Details of technology selected for assessment	T1: Farmers Practice (Limited use of Plant protection measures) T2: Seed treatment with 2% Salt solution T2: Pre-Emergence application of Pendimethline @ 2.5 lit./ha
Source of technology (Year)	DWSR
Characteristic of technology/ variety/ product	Pendimethline is a suitable Herbicide for the management of Cuscuta in Niger
Farming situation	Rainfed
Performance indicator/parameter	% losses , Yield q/ha., B:C ratio

### OFT3

Title of on-farm trials	Assessment of Sahabhazi variety of paddy
Season & Year	Kharif 2014
Number of trials	12
Farmers Practices	Low yield due to use of local variety (Sathiya)
Problem diagnose	Low yield due to use of local variety (Sathiya) (affected area 45500 ha.)
Thematic area	Varietal Evaluation
Name of Technology	Improved variety of paddy sahbhazi
Details of technology selected for assessment	T1: Farmers Practice (Use of local seed materials) T2: Variety JR 201 T2: Short duration variety of Paddy Sahabhazi
Source of technology (Year)	CRRRI Cuttack 2011
Characteristic of technology/ variety/ product	Short duration , drought resistant
Farming situation	Irrigated
Performance indicator/parameter	% losses , Yield q/ha., B:C ratio

### OFT4

Title of on-farm trials	Assessment of IPM modules for the Management of Pod borer in Pigeon Pea
Season & Year	Kharif 2014
Number of trials	12
Farmers Practices	Limited use of Plant Protection measures
Problem diagnose	Low yield due to infestation of Pod borer in Pigeon Pea (affected area 2500 ha.)
Thematic area	Integrated Pest Management
Name of Technology	Management of Pod borer in Pigeon Pea
Details of technology selected for assessment	T1: Limited use of Plant Protection measures (farmers Practice ) T2: Dindori type Solar Light Trap , Pheromone Trap (10/ha.) T3 : Two Spray of Profenophos 1.5 lit/ha. First at 40-45 DAS and Second 60-65 DAS
Source of technology (Year)	JNKVV, 2006
Characteristic of technology/ variety/ product	Solar Light Trap is a best devise for monitoring of Insect in remote area which is not covered under electrification and application of Profenophos is suitable insecticide for the Management of Pod borer
Farming situation	Rainfed
Performance indicator/parameter	No. of Larvae/mrow length , % of pod damage, Yield q/ha., B:C ratio

## OFT 5

Title of on-farm trials	Assessment of IPM modules for the Management of stem borer in Paddy
Season & Year	Kharif 2014
Number of trials	12
Farmers Practices	Limited use of plant protection Measures
Problem diagnose	Low yield due Infestation of stem borer in Paddy (affected area 25950 ha.)
Thematic area	Integrated Pest Management
Name of Technology	Management of stem borer in Paddy
Details of technology selected for assessment	T1: Limited use of Plant Protection measures (farmers Practice ) T2: Pheromone Trap 10/ha. T3: Two spray - Chlorpyriphos @1.0 lit/ha. First at 40-45 DAS and Second Trizophos @800ml./ha. 60-65 DAS
Source of technology (Year)	JNKVV,2005
Characteristic of technology/ variety/ product	Pheromone Trap is a device for monitoring and attracting of male Insect and application of Chlorpyriphos and Trizophos suitable Insecticide for the Management of Stem borer
Farming situation	Limited Irrigation
Performance indicator/parameter	Dead heart plant%, Yield q/ha., B:C ratio

## OFT 6

Title of on-farm trials	Assessment of Kodo Mill
Season & Year	Kharif 2014
Number of trials	12
Farmers Practices	Hand pounding by Kunaiyta
Problem diagnose	More loss , time consuming and less recovery
Thematic area	Farm Implement
Name of Technology	Kodo Mill
Details of technology selected for assessment	The purpose of Kodo Mill Milling and Polishing of millet grains .
Source of technology (Year)	Vivekanand Parvatiy Krishi Anusandhan Sansthan (VPKAS), Almora, Uttaranchal, 2002 [ICAR ]
Characteristic of technology/ variety/ product	It works on the principle of impact and shear on the grain for the purpose of Milling and polisher capacity: 10-11 kg grain/hr.
Farming situation	-
Performance indicator/parameter	Capacity (kg/h), Labour requirement (man-h/q), Operating cost (Rs./q), % recovery



## OFT 7

Title of on-farm trials	Assessment of Imidacloprid for the management of YVM in Okra
Season & Year	Rabi 2014-15
Number of trials	12
Farmers Practices	Limited use of plant protection measures
Problem diagnose	Low yield due Infestation of YVM in Okra (affected area 225 ha.)
Thematic area	Integrated Disease Management
Name of Technology	Management of YVM in Okra
Details of technology selected for assessment	T1: Limited use of Plant Protection measures (farmers Practice ) T2: Spray Imidachloprid @3ml/10 lit of Water30-35DAS T3:Spray of Metasytox 750 ml/ha. 50-55DAS.
Source of technology (Year)	JNKVV,2004
Characteristic of technology/ variety/ product	Imidachloprid is a Sucking Insecticide, So It is suitable for the Management of YVM in Okra
Farming situation	Limited Irrigation
Performance indicator/parameter	%loss, Yield q/ha., B:C ratio

## OFT 8

Title of on-farm trials	Assessment of IPM modules for the management of fruit borer in Tomato
Season & Year	Rabi 2014-15
Number of trials	12
Farmers Practices	Limited use of plant protection measures
Problem diagnose	Low yield due Infestation of fruit borer in Tomato (affected area 350 ha.)
Thematic area	Integrated Pest Management
Name of Technology	Management of fruit borer in Tomato
Details of technology selected for assessment	Use of Bird Perchers 50 /ha. Two Spray of Profenophos @ 1.5 lit/ha. first at 35 days after planting and second 50-55 Days
Source of technology (Year)	JNKVV,2004
Characteristic of technology/ variety/ product	Bird perchers is a natural management for fruit borer and Profenophos is a suitable for the Management of fruit borer in Tomato
Farming situation	Limited Irrigation
Performance indicator/parameter	No. of Larvae/m row length , Yield q/ha., B:C ratio

## OFT 9

Title of on-farm trials	Assessment of Smokeless improved multi fuel cooking stove
Season & Year	2014-15
Number of trials	07
Farmers Practices	Traditional stove
Problem diagnose	More fuel and time consumption with smokes
Thematic area	Drudgery Reduction
Name of Technology	Smokeless Multi fuel cooking stove
Details of technology selected for assessment	Smokeless Improved multi fuel cooking stove
Source of technology (Year)	CIAE, 2008
Characteristic of technology/ variety/ product	Smokeless, Multi fuel, less time and fuel consumption. Double dispenser
Farming situation	Rainfed
Performance indicator/parameter	Fuel Consumption kg/hr, Cooking Time min, Stove cost Rs.

## OFT 10

Title of on-farm trials	Impact Assessment of Information Communication Technology through Kisan Mobile Advisory Services (KMA)
Season & Year	2014-15
Number of trials	50
Farmers Practices	Traditional system of Communication
Problem diagnose	Low efficiency of Existing Rural Information Delivery system.
Thematic area	Information Communication Technology
Name of Technology	Information Communication Technology through Kisan Mobile Advisory Services (KMA)
Details of technology selected for assessment	ICT based alternate rural information delivery system through Kisan Mobile Advisory
Source of technology (Year)	JNKVV 2007
Characteristic of technology/ variety/ product	Whole District
Farming situation	-
Performance indicator/parameter	Understanding of the Message , Need and Time based , Applicability of the Message , Impact of the Technology

# PROPOSED FRONT LINE DEMONSTRATION

## 1. Oilseed and Pulse crops 2014-15

<b>Season</b>	<b>Composite FLD (Nos)</b>	<b>Component FLD (Nos)</b>	<b>Total No. FLD</b>
<b>Kharif 2014</b>	<b>02</b>	<b>00</b>	<b>02</b>
<b>Rabi 2014-15</b>	<b>02</b>	<b>00</b>	<b>02</b>

## FLD 1

Title	Package demonstration on Niger		
Season & Year	Kharif, 2014		
Problem	Low yield of Niger due to infestation of Cuscuta , use of local seed materials and use of imbalance use of fertilizer (Affected Area 27000)		
Farmer's Practice	Use of unidentified local varieties, Limited use of fertilizer/Bio fertilizer		
Thematic area	Integrated Crop Management		
Name of the Technology	Package demonstration on Niger – Improved variety (JNC 9), use of Pendamethaline @ 2.5 lit /ha		
Details of technology	Package Demonstration (HYV + Line sowing + seed treatment + culture +STV based nutrient management)		
Variety	JNC 9/JNC 6		
Source of Technology (Year)	JNKVV 2005		
Village	Barga,/Bilasar/Mohagaon		
Area (ha.)	5.0	No. of demos	13
Performance indicator	No. of branches /plant , No. of Flower / Plant Test Weight(gm), Yield qt/ha, B.C.Ratio		

## FLD 2

Title	Package demonstration on Pigeon Pea		
Season & Year	Kharif, 2014		
Problem	Low yield due to use of local variety, Limited use of plant protection measures & fertilizers ( 2000 ha.)		
Farmer's Practice	Use of unidentified local varieties, Limited use of Fertilizers & plant protection measures		
Thematic area	Integrated Crop Management		
Name of the Technology	Package Demonstration on Pigeon Pea		
Details of technology	Package Demonstration (HYV + Line sowing + seed treatment + culture +STV based nutrient management)		
Variety	TJT 501		
Source of Technology (Year)	JNKVV 2008		
Village	Barga,/Bilasar/Mohagaon		
Area (ha.)	5.0	No. of demos	13
Performance indicator	No. of branches/plant, No. of Pod /plants, Test Weight(gm), Yield qt/ha, B.C.Ratio		

### FLD 3

Title	Package demonstration on Linseed		
Season & Year	Rabi 2014-15		
Problem	Low yield due to use of local variety & Limited Use of Fertilizers (3500 ha.)		
Farmer's Practice	Use of unidentified local varieties, Limited Use of Fertilizer		
Thematic area	Integrated Crop Management		
Name of the Technology	Package Demonstration on Linseed		
Details of technology	Package Demonstration (HYV + Line sowing + seed treatment + culture +STV based nutrient management)		
Variety	JLS 27/ JLS 23		
Source of Technology (Year)	JNKVV 2005		
Village	Barga,/Bilasar/Mohagaon		
Area (ha.)	5.0	No. of demos	13
Performance indicator	No. of Branches/plant, No. of Capsule /Plant, Yield qt/ha, B. C. Ratio		

### FLD 4

Title	Package demonstration on Lentil		
Season & Year	Rabi 2014-15		
Problem	Low yield due to use of local variety, infestation of wilt and insects (Affected Area 17000)		
Farmer's Practice	Use of local varieties and no use of plant protection measures		
Thematic area	Integrated Crop Management		
Name of the Technology	Package Demonstration		
Details of technology	Package Demonstration (HYV + Line sowing + seed treatment + culture + STV based nutrient management)		
Variety	JL 3		
Source of Technology (Year)	JNKVV 2002		
Village	Barga/Bilasar /Mohagaon		
Area (ha.)	5.0	No. of demos	13
Performance indicator	No. of Pod/plant, Yield (qt/ha), B. C. Ratio		

# PROPOSED FRONT LINE DEMONSTRATION On Other Crops 2014-15

Season	Thematic Area	No. of dem.	Area (ha)
Kharif 2014	Varietal Evaluation	02	4.0
Kharif 2014	Integrated Pest Management	02	2.8
Rabi 2014-15	Integrated Pest Management	02	2.8
Kharif 2013	Nutritional Food Security	01	1.0
Rabi 2014-15	Nutritional Food Security	01	1.0
2014-15	Group Dynamics	01	05groups
Rabi 2014-15	Drudgery Reduction	02	2.8
	<b>Total</b>	<b>11</b>	

## FLD 1

Title	Demonstration on Improved variety of Kodo ,JK 439		
Season & Year	Kharif,2014		
Problem	Low yield due to use of local seed materials (Affected Area 19500 ha)		
Farmer's Practice	Use of local seed materials		
Thematic area	Varietal Evaluation		
Name of the Technology	Improved variety of Kodo		
Details of technology	High Yielding Improved variety of Kodo		
Variety	JK 439		
Source of Technology (Year)	JNKVV, 2006		
Village	Barga/Bilasar		
Area (ha.)	2.0	No. of Demo	10
Performance indicator	No. of Branches/plant , Yield qt/ha,B:C Ratio		

## FLD 2

Title	Demonstration on Hybrid variety of Paddy (JRH 19)		
Season & Year	Kharif 2014		
Problem	Low yield due to use of local Variety (Luchai)		
Farmer's Practice	Use of local seed material		
Thematic area	Varietal Evaluation		
Name of the Technology	Hybrid Variety of Paddy JRH 19		
Details of technology	High Yielding Hybrid Variety Paddy JRH 19 Yield Potential 65-70 q/ha. , Maturity days 105-110 Days, Tolerant to stress Condition, Resistant to lodging, Suitable for Irrigated situations		
Variety	JRH 19		
Source of Technology (Year)	JNKVV ,2010		
Village	Barga/Bilasar		
Area (ha.)	2.0 ha	No. of Demo	10
Performance indicator	No. of Tillers/Plant,Yield qt/ha ,B.C.Ratio		

**FLD 3**

Title	Management of Brown Plant Hopper in Paddy		
Season & Year	Kharif 2014		
Problem	Low yield due to infestation of Brown Plant Hopper in Paddy (affected area 25000 ha.)		
Farmer's Practice	Limited Use of Plant protection Measures		
Thematic area	Integrated Pest Management		
Name of the Technology	Management of Brown Plant Hopper in Paddy		
Details of technology	Management of Plant Hoppers by using Light Trap and Imidachloprid 3 ml/ha 40-45 DAS		
Variety	PS 5		
Source of Technology (Year)	JNKVV ,2003		
Village	Barga/Bilasar		
Area (ha.)	2.0 ha	No. of Demo	10
Performance indicator	No. of Hoppers/Hills , Yield q/ha., B:C ratio		

**FLD 4**

Title	Management of girdle beetle in Soybean		
Season & Year	Kharif 2014		
Problem	Low yield due to Infestation of girdle beetle in Soybean (affected area 4500 ha.)		
Farmer's Practice	Limited Use of Plant protection measures		
Thematic area	Integrated Pest Management		
Name of the Technology	Management of girdle beetle in Soybean		
Details of technology	Management of Girdle Beetle by using of Trizophos @ 800 ml. /ha. 40-45 DAS		
Variety	JS 9752		
Source of Technology (Year)	JNKVV ,2006		
Village	Barga/Bilasar		
Area (ha.)	1.4	No. of Demo	07
Performance indicator	Infestation %, Yield q/ha., B:C ratio		



**FLD 5**

Title	Demonstration on Nutritional Kitchen Garden for Nutritional Security		
Season & Year	Kharif 2014		
Problem	Unavailability of Nutritious Vegetables in daily diet		
Farmer's Practice	Unorganized vegetable growing		
Thematic area	Nutritional Food Security		
Name of the Technology	Improved varieties of vegetables and fruit plant		
Details of technology	Improved varieties of vegetables i.e. Tomato, brinjal, chilli, spinach, coriander, radish, bottle gourd, sem, drum stick, curry leaf, Papaya, Lemon		
Variety	Improved varieties of vegetables & Fruit Plants		
Source of Technology (Year)	ICAR, 2005		
Village	Chhata/Kikarjhar/Mohada		
Area	1.0	No. of demos	20
Performance indicator	Yield qt/ha, B.C. Ratio		

**FLD 6**

Title	Management of DBM in Cauliflower		
Season & Year	Rabi 2014-15		
Problem	Low yield due Infestation of DBM in Cauliflower (affected area 325 ha.)		
Farmer's Practice	Limited use of Plant Protection measures		
Thematic area	Integrated Pest Management		
Name of the Technology	Management of DBM in Cauliflower		
Details of technology	Management of DBM in Cauliflower by using(i) NSKE 5% at vegetative stage. (ii) Spray of Imidachloprid @3ml/10 lit of Water		
Variety	Aghani		
Source of Technology (Year)	IARI, 2012		
Village	Barga/Bilasar		
Area	0.035	No. of Demo	07
Performance indicator	% loss, Yield q/ha., B:C ratio		

**FLD7**

Title	Management of aphid in Lentil		
Season & Year	Rabi, 2014-15		
Problem	Low yield due Infestation of Aphids in Lentil(affected area 19500 ha.)		
Farmer's Practice	Limited use of Plant protection measures		
Thematic area	Integrated Pest Management		
Name of the Technology	Management of aphid in Lentil		
Details of technology	Management of Aphids in Lentil by using spray of Spray of Neem Oil @ 5ml/lit 40-45DAS (ii) Imidachloprid @3ml/10 lit of Water at Flowering stage		
Variety	JL 3		
Source of Technology (Year)	JNKVV,2003		
Village	Barga/Bilasar		
Area	1.4	No. of Demo	07
Performance indicator	No.of Aphids/twig , Yield q/ha., B:C ratio		

**FLD 8**

Title	Demonstration on Nutritional Kitchen Garden for Nutritional Security		
Season & Year	Rabi 2014-15		
Problem	Unavailability of Nutritious Vegetables in daily diet		
Farmer's Practice	Unorganized vegetable growing		
Thematic area	Nutritional Food Security		
Name of the Technology	Improved varieties of vegetables and fruit plant		
Details of technology	Improved varieties of vegetables i.e. Tomato, brinjal, chilli, spinach, coriander, radish, bottle gourd, sem, drum stick, curry leaf, Papaya, Lemon		
Variety	Improved varieties of vegetables & Fruit Plants		
Source of Technology (Year)	ICAR, 2005		
Village	Chhata/kikarjhar/Mohada		
Area	1.0	No. of demos	20
Performance indicator	Yield qt/ha, B.C. Ratio		

**FLD 9**

Title	Demonstration on of Hand Ridger in Potato to reduce drudgery of farm women		
Season & Year	Rabi 2014-15		
Problem	Traditional practice for making ridge using Spade is time taking and tedious job		
Farmer's Practice	Use of Spade (Fawda) for making ridge		
Thematic area	Drudgery Reduction		
Name of the Technology	Demonstration on of Hand ridger in Potato		
Details of technology	and Ridger is the tool used for making ridges, turning the soil for bund construction with the help of two persons.		
Variety	Kufari Suryamukhi		
Source of Technology (Year)	CIAE, 2007		
Village	Chhata		
Area	0.35	No. of Demo	07
Performance indicator	Capacity (ha/hr), WHR beat/min, % reduction in drudgery, % increase in efficiency		

**FLD 10**

Title	Demonstration on hanging type double screen seed cleaner in Wheat		
Season & Year	Rabi 2014-15		
Problem	Low cleaning efficiency , More time taking process in traditional practice using Sieve		
Farmer's Practice	Use of Sieve		
Thematic area	Drudgery Reduction		
Name of the Technology	Hanging type double screen seed cleaner		
Details of technology	Use of Hanging type double screen seed cleaner		
Variety	JW 3269		
Source of Technology (Year)	CIAE (2003)		
Village	Bilasar		
Area	-	No. of Demo	07
Performance indicator	Capacity (ha/hr), WHR beat/min, % reduction in drudgery, % increase in efficiency		

**FLD11**

Title	Performance of vocational Trainings on Livelihood Promotion of SHGs		
Season & Year	2014-15		
Problem	Low household income due to Unorganized Agricultural based Entrepreneurship		
Farmer's Practice	-		
Thematic area	Group Dynamics		
Name of the Technology	Organized Agri. Based Entrepreneurship through SHGs		
Details of technology	Organized Agri. Based Entrepreneurship through SHGs number of group -5 (10-12 Member in each group)		
Variety	-		
Source of Technology (Year)	JNKVV,2008		
Village	Kuda and Geedha		
Area	-	No. of demos	05 (groups)
Performance indicator	No. of ideas broadcasted , No. of Responses per Idea , Overall impact on Livelihood		

# Action Plan: Tribal Sub Plan 2014-15

S.N.	Season	Technology	Crop	Variety	Area (ha.)	No. of Dem.
1.	Kharif, 2014	Package demonstration	Niger	JNC6/ JNC9	20.0	50
2.	Kharif, 2014	Package demonstration	Paddy	MTU 1010	10.0	25
3.	Kharif, 2014	Package demonstration	Pigeon Pea	TJT 501	10.0	25
4.	Rabi 2014-15	Package demonstration	Chickpea	JG 11/JG130	20.0	50
5.	Rabi 2014-15	Package demonstration	Wheat	JW3211/JW3269	10.0	25
6.	Rabi 2014-15	Package demonstration	Lentil	JL 3/PL 3	10.0	25

## PROPOSED TRAINING PROGRAMMES April 2014 to March 2015

Type	Target		
	No.	Duration in Days	Participants
Training-Farmers and farm women	44	44	1100
Training-Rural youths	07	30	140
Training- Extension functionaries	07	14	210
Sponsored	10	10	250
Collaborative	12	24	300
<b>Total</b>	<b>80</b>	<b>122</b>	<b>2000</b>

## PROPOSED PRODUCTION AND SUPPLY OF TECHNOLOGICAL PRODUCTS.

Products of KVK		Crop /variety	Target with unit (q)
Seed (q)	Cereals	Paddy /MTU1010	200.0
	Cereals	Kodo/JK41, JK439	8.0
	Cereals	Wheat/JW3211,JW3269	150.0
	Cereals	Little millet/JK 8	4.0
	Oilseed	Soybean/JS 335	35.0
	Oilseed	Niger/JNC 6	4.0
<b>Total</b>		-	<b>401.00</b>

Products of KVK		Crop /variety	Target (Nos.)
Seedlings/ saplings (Nos.)	Vegetable	Tomato/Pusa Rubi	10000
	Vegetable	Brinjal/Pant Rituraj	10000
	Vegetable	Cauliflower, Cabbage	10000
	Vegetable	Chilli/Jwala	5000
		Drum stick/PKM 2	1000
	Fruits	Papaya /Kug Honeydew	500
	Fruits	Mango	500
	Fruits	Custard Apple/Balanagar	1000
	Fruits	Jamun	1000
	Fruits	Guvava	1000
	Fruits	Lime/Seedless	500
	<b>Forest Plant</b>	Bamboo, Eucalyptus,Kachnar	5000
Bio-Products	-	Vermocmpost (qtls.)	1000

## Extension Activities

Extension Activities	Target(N)
Field Day	07
Kisan Mela	02
Kisan Gosthi	02
Exhibition	02
Film Show	24
Method Demonstrations	04
Farmers Seminar	04
Workshop	02
Group meetings	24
Newspaper coverage	12
Radio talks	04
TV talks	02
Popular Articles	12
Extension Literature	06
Farm Advisory Services	12
Scientific visit to farmers field	120
Farmers Visit to KVK	-
Diagnostic Visits	04
Exposure Visits	02
Ex-trainees Sammelan	10
Impact assessment	04
Soil Health Camp	01
Animal Health Camp	01
Agri Mobile Clinic	02
Soil Test Campaigns	01
Farm Science Club conveners meet	01
Self Help Group conveners meetings	01
Special Days	06

## Plan of income in Revolving fund

Particulars	Amount (Rs.)
Organic Material (Worms and Vermi Compost)	100000.00
Planting Materials	30000.00
Training Hall/Farmers Hostel	50000.00

## Proposed Demonstration KVK-ATMA Joint Activity Kharif,2014

S.No.	Crop	variety	Area (ha.)	No. of dem.
1.	Paddy	MTU1010	14.0	35
2.	Niger	JNC6/JNC 9	6.0	15

**Programme Coordinator  
KVK, Dindori (M.P.)**